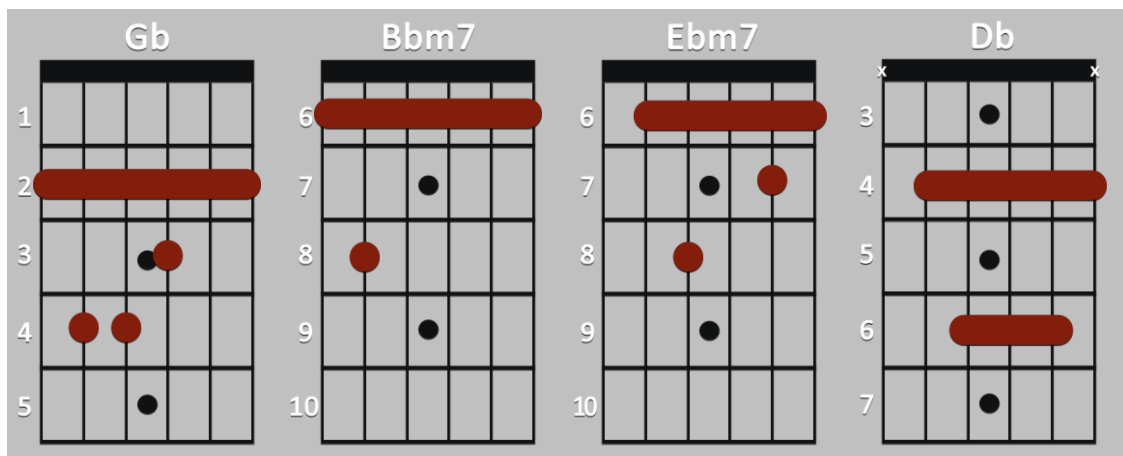


Sugar Guitar Chords and Tabs

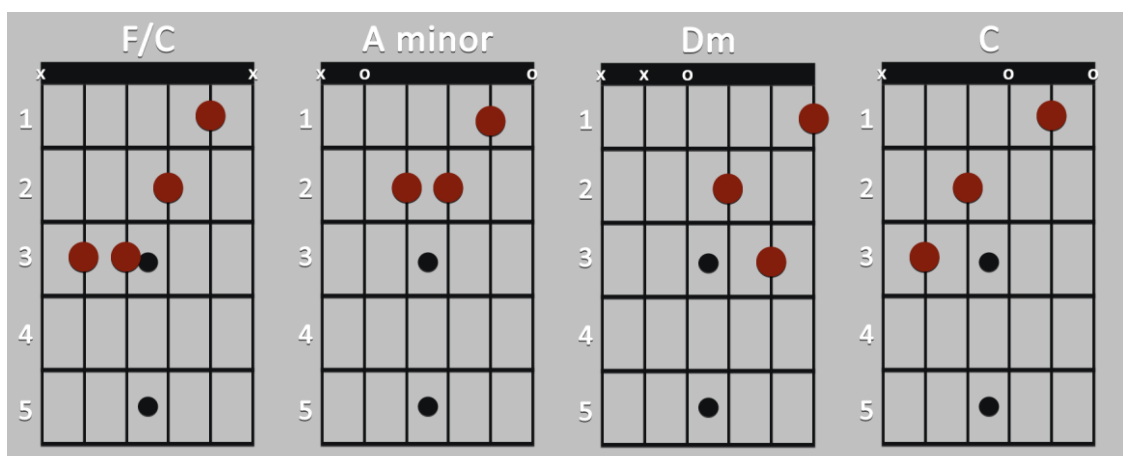
Hi, hope you enjoyed the video, it's a great one to practice barre chords with, and improve your rhythm guitar skills. The point of learning a song like this is to be able to play along with it, so make sure you play along with the original once you can.

If you missed the video guitar lesson, make sure you watch it here:
<http://www.theguitarlesson.com/guitar-lessons/sugar-guitar-lesson-maroon-5/>

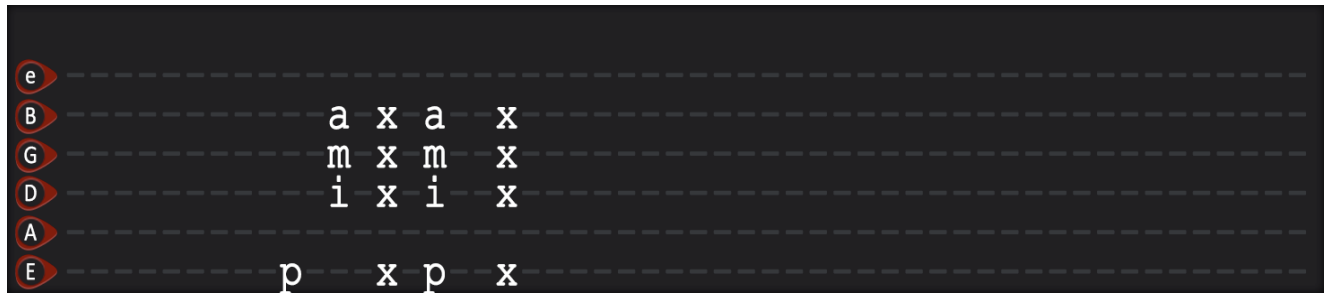
Barre chords



Open chords (capo at fret 1)



Fingerpicking pattern



A diagram showing a fingerpicking pattern on a guitar fretboard. The strings are labeled e, B, G, D, A, E from top to bottom. The pattern consists of four groups of notes: (a, m, i, p), (x, x, x, x), (a, m, i, p), and (x, x, x, x). The notes are placed on the fretboard lines: 'a' on the 2nd fret of the B string, 'm' on the 3rd fret of the G string, 'i' on the 2nd fret of the D string, and 'p' on the 3rd fret of the E string. 'x' indicates a muted string.


Strumming patterns



A diagram showing a strumming pattern on a guitar fretboard. The strings are labeled e, B, G, D, A, E from top to bottom. The pattern consists of four strums: down, up, down, up. The first and third strums are white, and the second and fourth are grey.



A diagram showing a strumming pattern on a guitar fretboard. The strings are labeled e, B, G, D, A, E from top to bottom. The pattern consists of two groups of four strums: (down, up, down, up) and (up, down, down, up). The first and third strums in each group are white, and the second and fourth are grey.



A diagram showing a strumming pattern on a guitar fretboard. The strings are labeled e, B, G, D, A, E from top to bottom. The pattern consists of four strums: down, down, down, down. The first and third strums are white, and the second and fourth are grey.

Tabs

Intro:

Gb Bbm7 Ebm7 Db (2x)

Verse:

Gb
I'm hurting, baby
Bbm7
I'm broken down
Ebm7 Db
I need your loving, loving

I need it now
Gb
When I'm without you
Bbm7
I'm something weak
Ebm7 Db
You got me begging, begging

I'm on my knees
Gb
I don't wanna be needing your love
Bbm7
I just wanna be deep in your love
Ebm7 Db
And it's killing me when you're away
Gb
Ooh, baby 'cause I really

Don't care where you are
Bbm7
I just wanna be there where you are
Ebm7 Db
And I gotta get one little taste

Chorus:

Gb
Sugar
Bbm7
Yes, please
Ebm7

Db
Won't you come and put it down on me
Gb Bbm7
I'm right here, 'cause I need
Ebm7 Db
Little love and little sympathy

Gb
Yeah, you show me good loving
Bbm7
Make it alright
Ebm7 Db
Need a little sweetness in my life
Gb
Sugar
Bbm7
Yes, please
Ebm7

Db
Won't you come and put it down on me

Verse:

Gb
My broken pieces
Bbm7
You pick them up
Ebm7 Db
Don't leave me hanging, hanging

Come give me some
Gb
When I'm without ya
Bbm7
I'm so insecure
Ebm7 Db
You are the one thing, one thing

I'm living for
Gb
I don't wanna be needing your love
Bbm7
I just wanna be deep in your love
Ebm7 Db
And it's killing me when you're away
Gb
Ooh, baby 'cause I really

Don't care where you are
Bbm7
I just wanna be there where you are
Ebm7 Db
And I gotta get one little taste

Chorus :

Gb
Sugar
Bbm7
Yes, please
Ebm7
Db
Won't you come and put it down on
me
Gb **Bbm7**
I'm right here, 'cause I need
Ebm7 **Db**
Little love and little sympathy
Gb
Yeah, you show me good loving
Bbm7
Make it alright
Ebm7 **Db**
Need a little sweetness in my
life
Gb
Sugar
Bbm7
Yes, please
Ebm7
Db
Won't you come and put it down on
me

Verse :

Yeah
Gb
I want that red velvet
Bbm7
I want that sugar sweet
Ebm7
Don't let nobody touch it
Db
Unless that somebody is me
Gb
I gotta be a man
Bbm7
There ain't no other way
Ebm7
'Cause, girl, you're hotter than
the
Db
Southern California bae
Gb
I don't wanna play no games
Bbm7
I don't gotta be afraid
Ebm7
Don't give all that shy shit
Db
No make up on
That's my

Chorus :

Gb
Sugar
Bbm7
Yes, please
Ebm7
Db
Won't you come and put it down on
me
Gb **Bbm7**
I'm right here, 'cause I need
Ebm7 **Db**
Little love and little sympathy
Gb
Yeah, you show me good loving
Bbm7
Make it alright
Ebm7 **Db**
Need a little sweetness in my
life
Gb
Sugar
Bbm7
Yes, please
Ebm7
Db
Won't you come and put it down on
me
Gb
Sugar
Bbm7
Yes, please
Ebm7
Db
Won't you come and put it down on
me
Gb **Bbm7**
I'm right here, 'cause I need
Ebm7 **Db**
Little love and little sympathy
Gb
Yeah, you show me good loving
Bbm7
Make it alright
Ebm7 **Db**
Need a little sweetness in my
life
Gb
Sugar
Bbm7
Yes, please
Ebm7
Db
Won't you come and put it down on
me
Down on me, Down on me

Have fun, practice a lot and I'll see you in the next lesson!

Tom Fontana

And remember:

- Check out the rest of our [beginner guitar lessons](#) as well, all of our [guitar lessons on songs](#) were designed to improve your guitar skills through playing popular songs.
- When you feel like learning a bit more theory, have a look at the [guitar theory](#) section of the site.