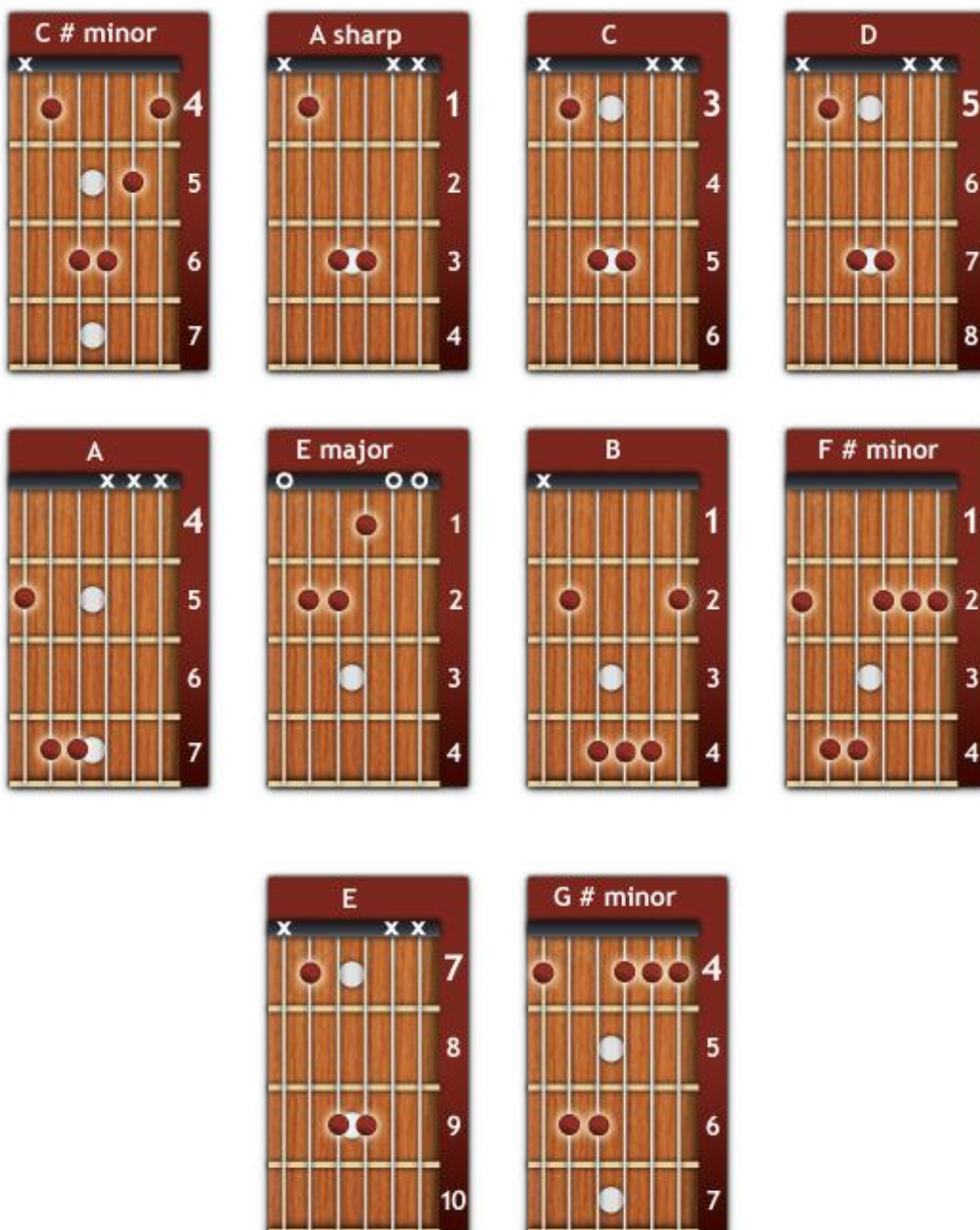


Layla Guitar Tabs and Chords

Hi, hope you enjoyed the video, here are the tabs and chords you'll need to practice on your own. It's a good idea to get a hang of all the chords, before you start learning the song itself. If you haven't watched the video yet, you can do so here: <http://theguitarlesson.com/premium-guitar-lessons/electric-guitar/layla-guitar-lesson-eric-clapton> Enjoy and practice a lot!

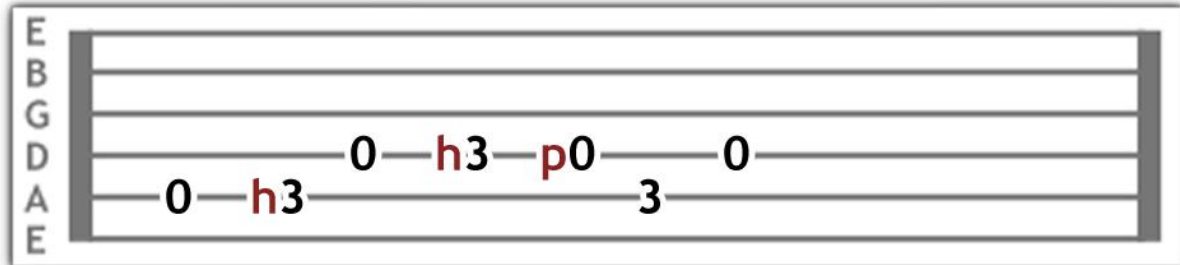
Chords

These are the chords you'll be playing in Layla:



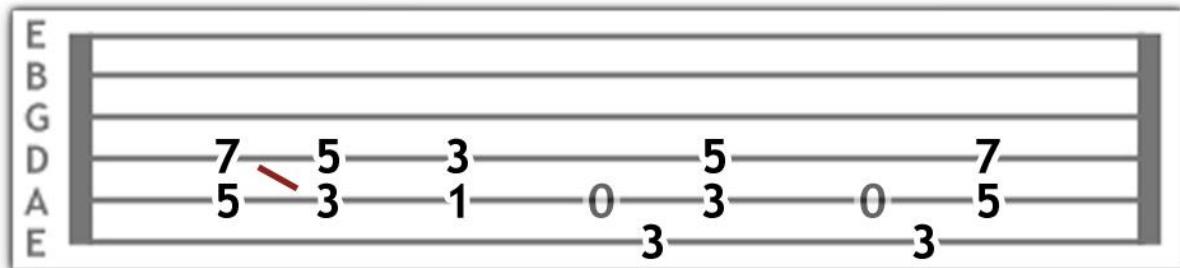
Tabs

Main riff 1




A guitar tab for the main riff 1. The strings are labeled E, B, G, D, A, E from top to bottom. The notes are: 0 (open E), h3 (hammer-on on B), 0 (open E), h3 (hammer-on on B), p0 (pull-off on E), 3 (third fret on E), 0 (open E).

Main riff 2




A guitar tab for the main riff 2. The strings are labeled E, B, G, D, A, E from top to bottom. The notes are: 7 (seventh fret on B), 5 (fifth fret on B), 3 (third fret on B), 5 (fifth fret on B), 7 (seventh fret on B), 5 (fifth fret on B), 3 (third fret on B), 0 (open B), 3 (third fret on B), 0 (open B), 3 (third fret on B), 7 (seventh fret on B), 5 (fifth fret on B).

Solo 1




A guitar tab for Solo 1. The strings are labeled E, B, G, D, A, E from top to bottom. The notes are: 10 (tenth fret on B), h13 (hammer-on on G), 10 (tenth fret on B), h13 (hammer-on on G), p10 (pull-off on B), 10 (tenth fret on B), 13 (thirteenth fret on B), 13 (thirteenth fret on G), 13 (thirteenth fret on G), 12 (twelfth fret on G), 10 (tenth fret on B), 13 (thirteenth fret on B).

Solo 2



A guitar tab for Solo 2. The strings are labeled E, B, G, D, A, E from top to bottom. The notes are: 10 (tenth fret on B), h13 (hammer-on on G), 10 (tenth fret on B), h13 (hammer-on on G), p10 (pull-off on B), 10 (tenth fret on B), 13 (thirteenth fret on B), 15 (fifteenth fret on B), 15 (fifteenth fret on G), 15 (fifteenth fret on G), 12 (twelfth fret on G), 13 (thirteenth fret on B), 15 (fifteenth fret on B).

Verse chords 1



Verse chords 2



Have fun, practice a lot and I'll see you in the next lesson!

Tom Fontana

And remember:

- Check out the rest of our [guitar lessons](#) as well, all were designed to improve your guitar skills through playing popular songs.
- When you feel like learning a bit more theory, have a look at the [guitar theory](#) section of the site.
- Our partners regularly offer our members considerable savings on guitars and accessories, so remember to browse our [guitar store](#) if you need something.