


Joy to the World Guitar Tabs and Chords

Hi, I wish you a Merry Christmas, and want to tell you that you've made a great choice by starting to learn Joy to the World. It's a Christmas classic, and your friends and family will love listening to you play it.

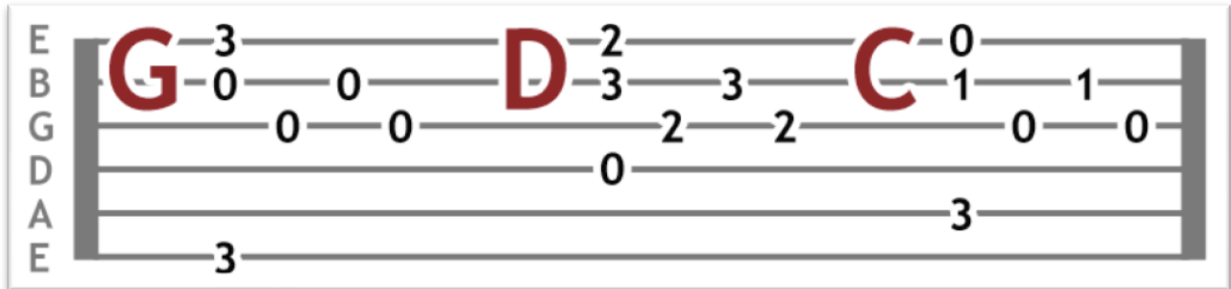
If you missed the video guitar lesson, make sure you watch it here:

<http://www.theguitarlesson.com/premium-guitar-lessons/acoustic-guitar/joy-to-the-world-guitar-lesson-christmas-carol>

Chords



Picking Pattern



A diagram showing a fingerpicking pattern on a guitar fretboard. The strings are labeled on the left as E, B, G, D, A, E from top to bottom. The pattern consists of three chords: G, D, and C. The G chord is played with fingers 3, 0, 0, 0, 0, 3. The D chord is played with fingers 2, 3, 3, 2, 2, 0. The C chord is played with fingers 0, 1, 1, 0, 0, 3.

Chord Progression (Backing Guitar)



A diagram showing a chord progression on a guitar fretboard. The chords are G, D, G, C, G, D, G, C, D. The durations for each chord are: 2 beats, 2 beats, 3 beats, 1 beat, 2 beats, 2 beats, 4 beats, 4 beats, 4 beats.



A diagram showing a chord progression on a guitar fretboard. The chords are G, C, G, G, C, G, G, C, G. The durations for each chord are: 2 beats, 2 beats, 4 beats, 2 beats, 2 beats, 4 beats, 2 beats, 2 beats, 4 beats.

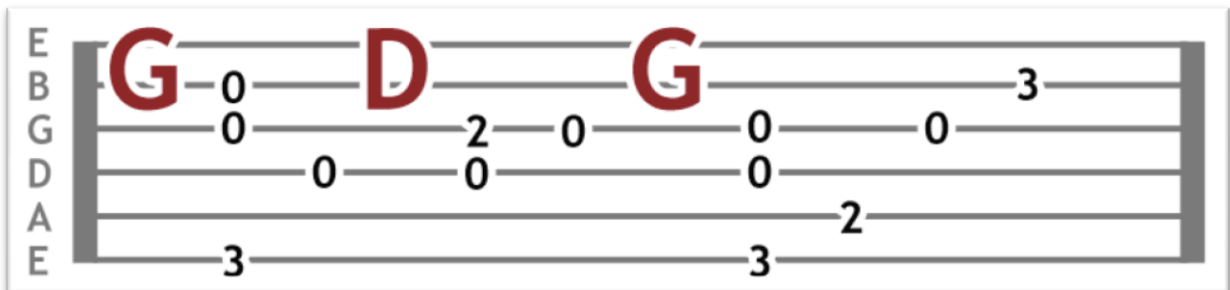


A diagram showing a chord progression on a guitar fretboard. The chords are G, D, G, C, G, C, G, D, G. The durations for each chord are: 8 beats, 8 beats, 3 beats, 1 beat, 3 beats, 1 beat, 2 beats, 2 beats, 4 beats.

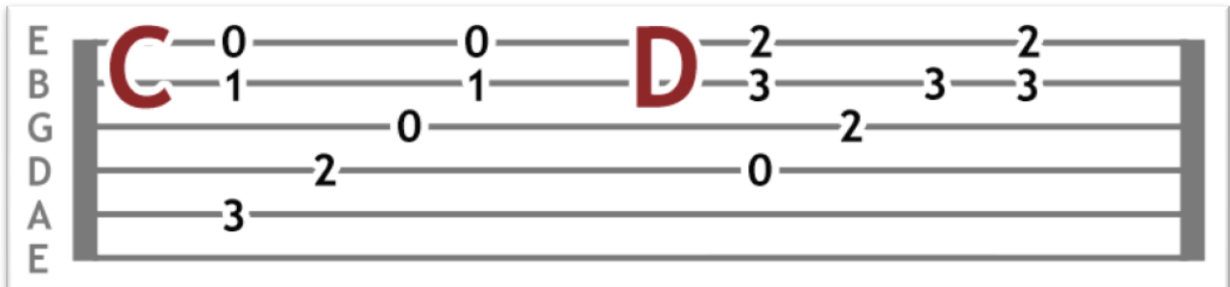
Melody Tabs



Tab 1: G (3-0), D (2-3), G (3-0), C (1-0). Bass line: 3-0-0-3.




Tab 2: G (0-0), D (2-0), G (0-0). Bass line: 3-0-2-3.



Tab 3: C (0-1), D (2-3). Bass line: 3-0-2-0.



Tab 4: G (3-0), C (1-0), G (0-0). Bass line: 3-3-0-3.



Tab 5: G (3-2), C (0-1), G (3-1). Bass line: 3-3-0-3.



Diagram 1: A guitar fretboard with strings E, B, G, D, A, E. The notes are G (3rd fret), C (0th fret), G (3rd fret), and G (3rd fret). Fingerings: G (3-2), C (0-1), G (3-1), G (3-1-0-0). A triplet of 3 is shown on the E string.

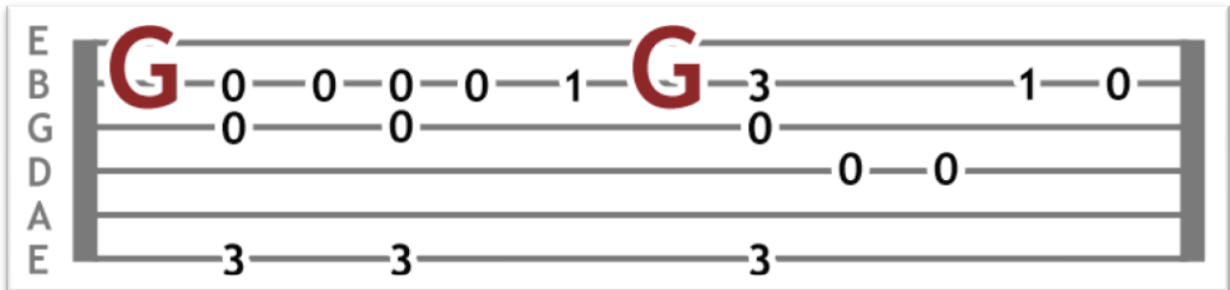


Diagram 2: A guitar fretboard with strings E, B, G, D, A, E. The notes are G (0th fret), G (0th fret), G (0th fret), G (1st fret), G (3rd fret), and G (3rd fret). Fingerings: G (0-0-0-0-1), G (3-1-0). A triplet of 3 is shown on the E string.

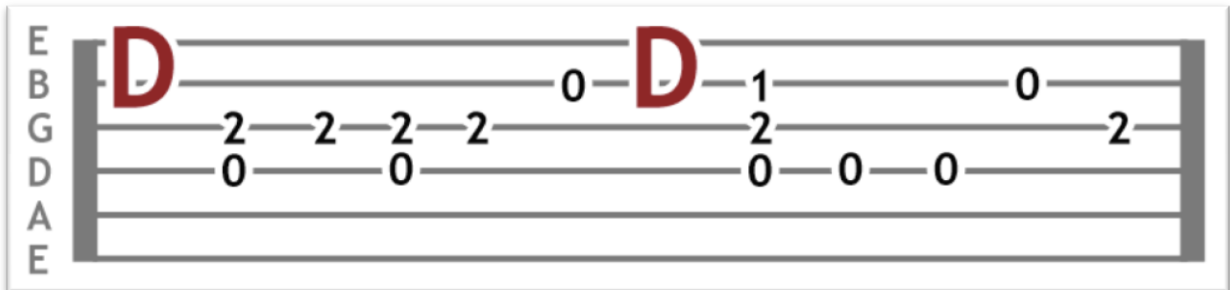


Diagram 3: A guitar fretboard with strings E, B, G, D, A, E. The notes are D (2nd fret), D (2nd fret), D (2nd fret), D (2nd fret), D (0th fret), D (1st fret), D (1st fret), and D (0th fret). Fingerings: D (2-2-2-2-0), D (1-2-0-0-0-2). A triplet of 3 is shown on the E string.

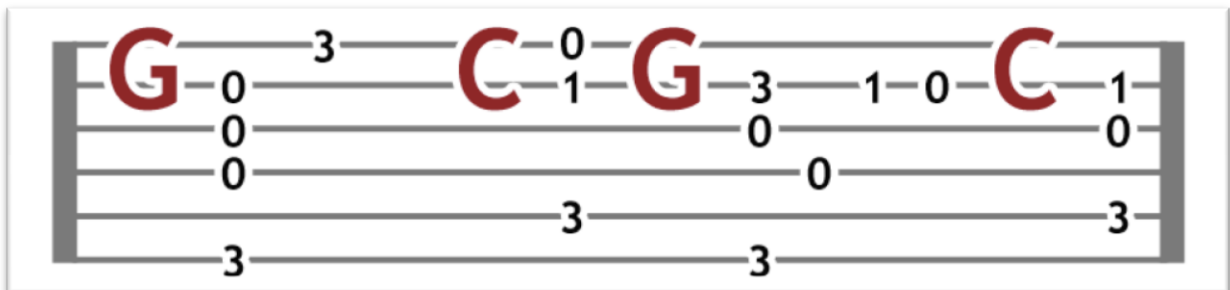


Diagram 4: A guitar fretboard with strings E, B, G, D, A, E. The notes are G (0th fret), C (0th fret), G (3rd fret), G (3rd fret), G (1st fret), G (0th fret), C (1st fret), and C (1st fret). Fingerings: G (0-0-0), C (0-1), G (3-1-0), C (1-0). A triplet of 3 is shown on the E string.



Diagram 5: A guitar fretboard with strings E, B, G, D, A, E. The notes are G (0th fret), D (2nd fret), G (0th fret), G (0th fret), G (0th fret), G (0th fret), G (0th fret), and G (0th fret). Fingerings: G (0-0-0-0-0-0-0), D (0-2-0-0), G (3-0-0-0-0-0-0). A triplet of 3 is shown on the E string.

Have fun, practice a lot and I'll see you in the next lesson!

Tom Fontana

And remember:

- Check out the rest of our [beginner guitar lessons](#) as well, all of our [guitar lessons on songs](#) were designed to improve your guitar skills through playing popular songs.
- When you feel like learning a bit more theory, have a look at the [guitar theory](#) section of the site.
- Our partners regularly offer our members considerable savings on guitars and accessories, so remember to browse our [guitar store](#) if you need something.