

## Amazing Grace Guitar Tabs and Chords in the Key of G


Hi, hope you enjoyed the video lesson, if you missed it, here is the link:

<http://www.theguitarlesson.com/guitar-lessons/amazing-grace-guitar-lesson/>

The song is pretty straight forward, so if you've been playing for a few months already, you shouldn't have many problems with it. Of course, the G7 chord, and the double stop slides will be a bit tricky at first if you're not used to them yet, but you know, practice makes perfect my young Padawan ;-)

### Chords

We'll be learning Amazing Grace in the key of G, so our chords are pretty simple:



### Chord Progression

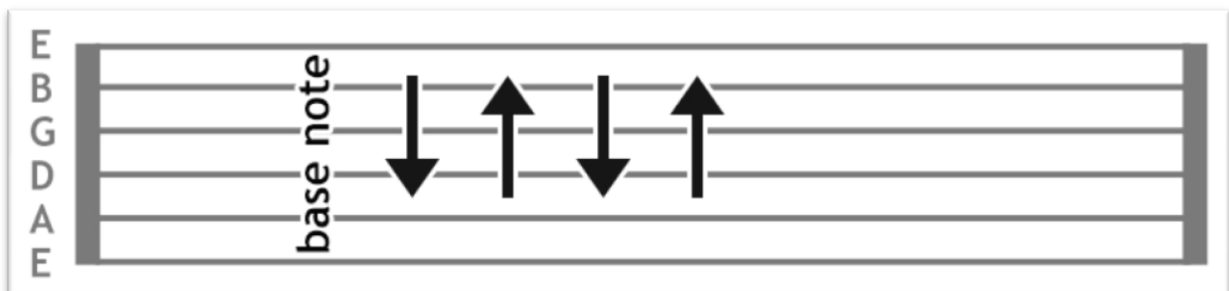
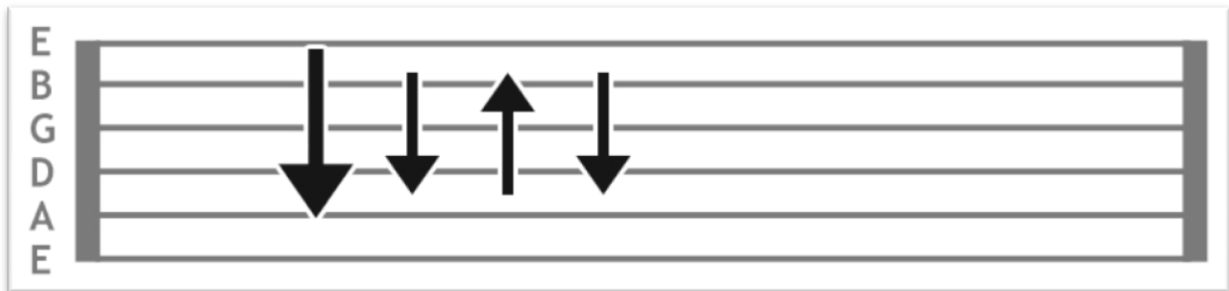
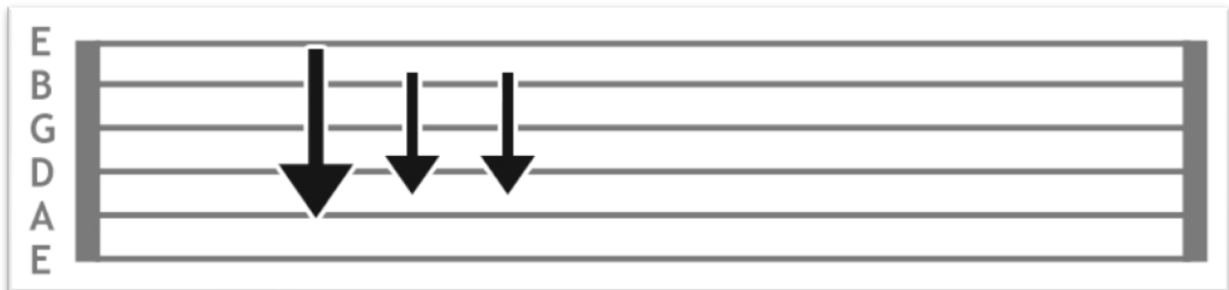
The song is made up of 16 bars, which you play over and over depending on how many verses you want to sing:





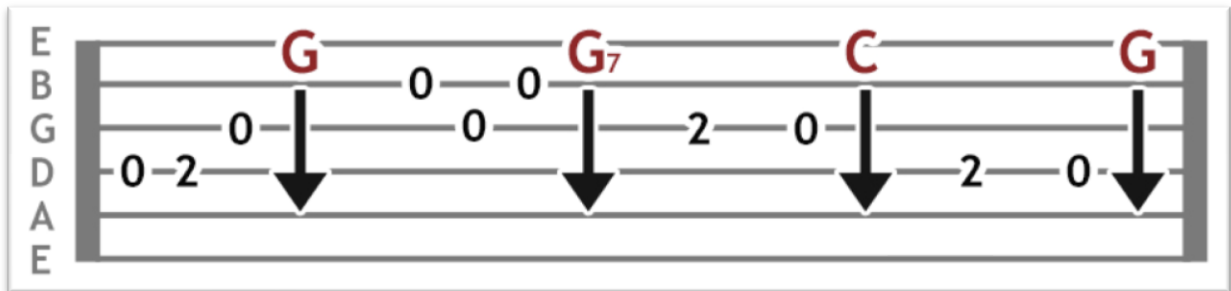
## Strumming Patterns

If you're going to sing Amazing Grace or accompany a singer, you could strum chords. Here are a few strumming patterns in order of difficulty, but go ahead and experiment with others as well:

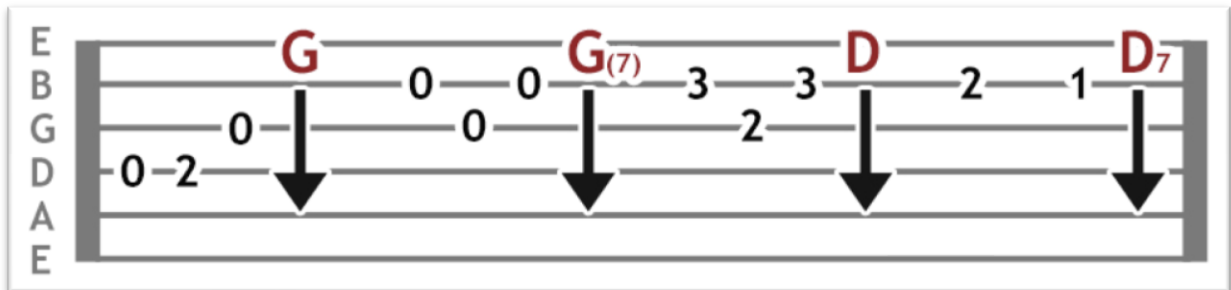


## Tabs

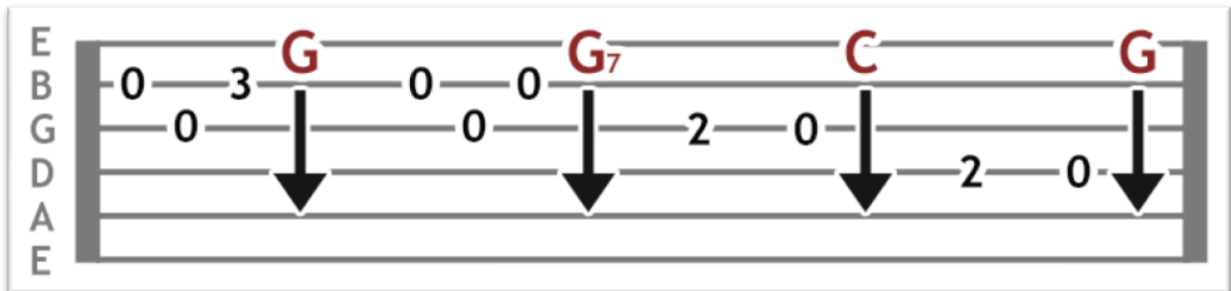
Here is the melodic guitar tablature to Amazing Grace, have fun with it!




First line of tablature: Chords G, G<sub>7</sub>, C, G. Fingering: 0-2, 0, 0, 0, 2, 0, 2, 0.



Second line of tablature: Chords G, G<sub>(7)</sub>, D, D<sub>7</sub>. Fingering: 0, 0, 0, 3, 3, 2, 2, 1.



Third line of tablature: Chords G, G<sub>7</sub>, C, G. Fingering: 0, 3, 0, 0, 0, 2, 0, 2, 0.



Fourth line of tablature: Chords G, G, G. Fingering: 0, 2, 0, 3, 4, 4, 3, 4, 1, 2, 0, 0, 2, 0, 0.

Have fun, practice a lot and I'll see you in another [beginner guitar lesson!](#)

*Tom Fontana*